





















- The results would be different in even the same material with different finishing or different colors, so you need to adjust the speed and power rate based on different objects. Also, please adjust the focal length to an appropriate state, making the focal spot to be the smallest.
- These materials cannot be engraved or cut directly: glossy metal plates, transparent materials, reflective materials, partially white or light-transmitting materials, etc. You may need to use the marker pen to black it to engrave these materials.
- It is recommended that the minimum cutting speed of 10W and above laser modules should not be less than 200mm, otherwise, the cutting materials may easily catch fire!
- When the laser engraver is working, the operator must pay close attention and not leave it alone to prevent the engraved material from catching fire. Please set up the laser engraver in a fireproof area and ensure good ventilation. If possible, we recommend that you purchase a fire extinguisher and keep it close to the laser engraving machine.

To Engraving	Material	For LaserGrbl	For Lightburn
--------------	----------	---------------	---------------

Birch Plywood		Conversion Tool: Line To Line Tracing Direction: Horizontal Quality: 20Lines/mm Speed: 25000mm/min LaserMode: M4 SMIN:0 S-MAX:400	Image Mode: Grayscale Speed (mm/min): 25000 Max Power: 100% Min Power: 0 Line Interval(mm): 0.05
Basswood Plywood		Conversion Tool: Line To Line Tracing Direction: Horizontal Quality: 20Lines/mm Speed: 25000mm/min LaserMode: M4 SMIN:0 S-MAX:400	Image Mode: Grayscale Speed (mm/min): 25000 Max Power: 100% Min Power: 0 Line Interval(mm): 0.05
Eucalyptus Plywood		Conversion Tool: Line To Line Tracing Direction: Horizontal Quality: 20Lines/mm Speed: 15000mm/min LaserMode: M4 SMIN:0 S-MAX:400	Image Mode: Grayscale Speed (mm/min): 15000 Max Power: 100% Min Power: 0 Line Interval(mm): 0.05
Pine Board		Conversion Tool: Line To Line Tracing Direction: Horizontal Quality: 10Lines/mm Speed: 25000mm/min LaserMode: M4 SMIN:0 S-MAX:400	Image Mode: Grayscale Speed (mm/min): 25000 Max Power: 100% Min Power: 0 Line Interval(mm): 0.1
Paulownia Plank		Conversion Tool: Line To Line Tracing Direction: Horizontal Quality: 20Lines/mm Speed: 15000mm/min LaserMode: M4 SMIN:0 S-MAX:400	Image Mode: Grayscale Speed (mm/min): 15000 Max Power: 100% Min Power: 0 Line Interval(mm): 0.05
MDF		Conversion Tool: Line To Line Tracing Direction: Horizontal Quality: 20Lines/mm Speed: 40000mm/min LaserMode: M4 SMIN:0 S-MAX:400	Image Mode: Grayscale Speed (mm/min): 40000 Max Power: 100% Min Power: 0 Line Interval(mm): 0.05
Black Acrylic		Conversion Tool: Line To Line Tracing Direction: Horizontal Quality: 10Lines/mm Speed: 20000mm/min LaserMode: M4 SMIN:0 S-MAX:400	Image Mode: Grayscale Speed (mm/min): 20000 Max Power: 100% Min Power: 0 Line Interval(mm): 0.1

To Engraving	Material	For LaserGribl	For Lightburn
--------------	----------	----------------	---------------

Green Acrylic		Conversion Tool: Line To Line Tracing Direction: Horizontal Quality: 20Lines/mm Speed: 20000mm/min LaserMode: M4 SMIN:O S-MAX:400	Image Mode: Grayscale Speed (mm/min): 20000 Max Power: 100% Min Power: 0 Line Interval(mm): 0.05
Orange Acrylic		Conversion Tool: Line To Line Tracing Direction: Horizontal Quality: 20Lines/mm Speed: 20000mm/min LaserMode: M4 SMIN:O S-MAX:400	Image Mode: Grayscale Speed (mm/min): 20000 Max Power: 100% Min Power: 0 Line Interval(mm): 0.05
Yellow Acrylic		Conversion Tool: Line To Line Tracing Direction: Horizontal Quality: 20Lines/mm Speed: 20000mm/min LaserMode: M4 SMIN:O S-MAX:400	Image Mode: Grayscale Speed (mm/min): 20000 Max Power: 100% Min Power: 0 Line Interval(mm): 0.05
Red Acrylic		Conversion Tool: Line To Line Tracing Direction: Horizontal Quality: 20Lines/mm Speed: 20000mm/min LaserMode: M4 SMIN:O S-MAX:400	Image Mode: Grayscale Speed (mm/min): 20000 Max Power: 100% Min Power: 0 Line Interval(mm): 0.05
PolyVinyl Chloride		Conversion Tool: Line To Line Tracing Direction: Horizontal Quality: 20Lines/mm Speed: 30000mm/min LaserMode: M4 SMIN:O S-MAX:400	Image Mode: Grayscale Speed (mm/min): 30000 Max Power: 100% Min Power: 0 Line Interval(mm): 0.05
Gray Cardboard		Conversion Tool: Line To Line Tracing Direction: Horizontal Quality: 20Lines/mm Speed: 40000mm/min LaserMode: M4 SMIN:O S-MAX:400	Image Mode: Grayscale Speed (mm/min): 40000 Max Power: 100% Min Power: 0 Line Interval(mm): 0.05
White Cardboard		Conversion Tool: Line To Line Tracing Direction: Horizontal Quality: 20Lines/mm Speed: 15000mm/min LaserMode: M4 SMIN:O S-MAX:400	Image Mode: Grayscale Speed (mm/min): 15000 Max Power: 100% Min Power: 0 Line Interval(mm): 0.05
Black Cardboard		Conversion Tool: Line To Line Tracing Direction: Horizontal Quality: 20Lines/mm Speed: 30000mm/min LaserMode: M4 SMIN:O S-MAX:400	Image Mode: Grayscale Speed (mm/min): 30000 Max Power: 100% Min Power: 0 Line Interval(mm): 0.05
Coated Duplex Board		Conversion Tool: Line To Line Tracing Direction: Horizontal Quality: 10Lines/mm Speed: 30000mm/min LaserMode: M4 SMIN:O S-MAX:400	Image Mode: Grayscale Speed (mm/min): 30000 Max Power: 100% Min Power: 0 Line Interval(mm): 0.1
Leather		Conversion Tool: Line To Line Tracing Direction: Horizontal Quality: 20Lines/mm Speed: 50000mm/min LaserMode: M4 SMIN:O S-MAX:400	Image Mode: Grayscale Speed (mm/min): 50000 Max Power: 100% Min Power: 0 Line Interval(mm): 0.05
Colored Paper		Conversion Tool: Line To Line Tracing Direction: Horizontal Quality: 20Lines/mm Speed: 50000mm/min LaserMode: M4 SMIN:O S-MAX:400	Image Mode: Grayscale Speed (mm/min): 50000 Max Power: 100% Min Power: 0 Line Interval(mm): 0.05
Navy Blue Canvas		Conversion Tool: Line To Line Tracing Direction: Horizontal Quality: 10Lines/mm Speed: 20000mm/min LaserMode: M4 SMIN:O S-MAX:400	Image Mode: Grayscale Speed (mm/min): 20000 Max Power: 100% Min Power: 0 Line Interval(mm): 0.1

To Engraving	Material	For LaserGrbl	For Lightburn
--------------	----------	---------------	---------------





Denim		Conversion Tool: Line To Line Tracing Direction: Horizontal Quality: 20Lines/mm Speed: 20000mm/min LaserMode: M4 SMIN:0 S-MAX:400	Image Mode: Grayscale Speed (mm/min): 20000 Max Power: 100% Min Power: 0 Line Interval(mm): 0.05
Rubber		Conversion Tool: Line To Line Tracing Direction: Horizontal Quality: 10Lines/mm Speed: 30000mm/min LaserMode: M4 SMIN:0 S-MAX:400	Image Mode: Grayscale Speed (mm/min): 30000 Max Power: 100% Min Power: 0 Line Interval(mm): 0.1
Black ABS Sheet		Conversion Tool: Line To Line Tracing Direction: Horizontal Quality: 20Lines/mm Speed: 30000mm/min LaserMode: M4 SMIN:0 S-MAX:400	Image Mode: Grayscale Speed (mm/min): 30000 Max Power: 100% Min Power: 0 Line Interval(mm): 0.05
Bamboo		Conversion Tool: Line To Line Tracing Direction: Horizontal Quality: 20Lines/mm Speed: 20000mm/min LaserMode: M4 SMIN:0 S-MAX:400	Image Mode: Grayscale Speed (mm/min): 20000 Max Power: 100% Min Power: 0 Line Interval(mm): 0.05
Stainless Steel		Conversion Tool: Line To Line Tracing Direction: Horizontal Quality: 20Lines/mm Speed: 3000mm/min LaserMode: M4 SMIN:0 S-MAX:400	Image Mode: Grayscale Speed (mm/min): 3000 Max Power: 100% Min Power: 0 Line Interval(mm): 0.05
Cold Rolled Sheet		Conversion Tool: Line To Line Tracing Direction: Horizontal Quality: 20Lines/mm Speed: 2000mm/min LaserMode: M4 SMIN:0 S-MAX:400	Image Mode: Grayscale Speed (mm/min): 2000 Max Power: 100% Min Power: 0 Line Interval(mm): 0.05
Coated Metal		Conversion Tool: Line To Line Tracing Direction: Horizontal Quality: 10Lines/mm Speed: 20000mm/min LaserMode: M4 SMIN:0 S-MAX:400	Image Mode: Grayscale Speed (mm/min): 20000 Max Power: 100% Min Power: 0 Line Interval(mm): 0.1
Dry Leaves		Conversion Tool: Line To Line Tracing Direction: Horizontal Quality: 10Lines/mm Speed: 30000mm/min LaserMode: M4 SMIN:0 S-MAX:400	Image Mode: Grayscale Speed (mm/min): 30000 Max Power: 100% Min Power: 0 Line Interval(mm): 0.1

To Cutting	Material	For LaserGrbl	For Lightburn
------------	----------	---------------	---------------

Birch Plywood 4mm		Conversion Tool: Vectorize Speed: 400mm/min LaserMode: M3 SMIN:O S-MAX:100% Perform multiple Passes: 1	Image Mode: Line Speed(mm/m): 400mm Power Min (%): 100 Perform multiple Passes: 1
Birch Plywood 6mm		Conversion Tool: Vectorize Speed: 300mm/min LaserMode: M3 SMIN:O S-MAX:100% Perform multiple Passes: 1	Image Mode: Line Speed(mm/m): 300mm Power Min (%): 100 Perform multiple Passes: 1
Birch Plywood 9/10mm		Conversion Tool: Vectorize Speed: 100mm/min LaserMode: M3 SMIN:O S-MAX:100% Perform multiple Passes: 1	Image Mode: Line Speed(mm/m): 100mm Power Min (%): 100 Perform multiple Passes: 1
Birch Plywood 12mm		Conversion Tool: Vectorize Speed: 100mm/min LaserMode: M3 SMIN:O S-MAX:100% Perform multiple Passes: 3	Image Mode: Line Speed(mm/m): 100mm Power Min (%): 100 Perform multiple Passes: 3
Basswood Plywood 3mm		Conversion Tool: Vectorize Speed: 700mm/min LaserMode: M3 SMIN:O S-MAX:100% Perform multiple Passes: 1	Image Mode: Line Speed(mm/m): 700mm Power Min (%): 100 Perform multiple Passes: 1
Basswood Plywood 5mm/6mm		Conversion Tool: Vectorize Speed: 300mm/min LaserMode: M3 SMIN:O S-MAX:100% Perform multiple Passes: 1	Image Mode: Line Speed(mm/m): 300mm Power Min (%): 100 Perform multiple Passes: 1
Basswood Plywood 8mm		Conversion Tool: Vectorize Speed: 200mm/min LaserMode: M3 SMIN:O S-MAX:100% Perform multiple Passes: 1	Image Mode: Line Speed(mm/m): 200mm Power Min (%): 100 Perform multiple Passes: 1
Basswood Plywood 10/12mm		Conversion Tool: Vectorize Speed: 100mm/min LaserMode: M3 SMIN:O S-MAX:100% Perform multiple Passes: 1	Image Mode: Line Speed(mm/m): 100mm Power Min (%): 100 Perform multiple Passes: 1
Basswood Plywood 13/14/15mm		Conversion Tool: Vectorize Speed: 100mm/min LaserMode: M3 SMIN:O S-MAX:100% Perform multiple Passes: 2	Image Mode: Line Speed(mm/m): 100mm Power Min (%): 100 Perform multiple Passes: 2
Basswood Plywood 20mm		Conversion Tool: Vectorize Speed: 200mm/min LaserMode: M3 SMIN:O S-MAX:100% Perform multiple Passes: 15	Image Mode: Line Speed(mm/m): 200mm Power Min (%): 100 Perform multiple Passes: 15
Eucalyptus Plywood 5mm		Conversion Tool: Vectorize Speed: 300mm/min LaserMode: M3 SMIN:O S-MAX:100% Perform multiple Passes: 1	Image Mode: Line Speed(mm/m): 300mm Power Min (%): 100 Perform multiple Passes: 1
Eucalyptus Plywood 10mm		Conversion Tool: Vectorize Speed: 200mm/min LaserMode: M3 SMIN:O S-MAX:100% Perform multiple Passes: 2	Image Mode: Line Speed(mm/m): 200mm Power Min (%): 100 Perform multiple Passes: 2








To Cutting	Material	For LaserGrbl	For Lightburn
------------	----------	---------------	---------------

Eucalyptus Plywood 12mm		Conversion Tool: Vectorize Speed: 200mm/min LaserMode: M3 SMIN:O S-MAX:100% Perform multiple Passes: 4	Image Mode: Line Speed(mm/m): 200mm Power Min (%): 100 Perform multiple Passes: 4
Eucalyptus Plywood 15mm		Conversion Tool: Vectorize Speed: 300mm/min LaserMode: M3 SMIN:O S-MAX:100% Perform multiple Passes: 6	Image Mode: Line Speed(mm/m): 300mm Power Min (%): 100 Perform multiple Passes: 6
Pine Board 5mm		Conversion Tool: Vectorize Speed: 200mm/min LaserMode: M3 SMIN:O S-MAX:100% Perform multiple Passes: 1	Image Mode: Line Speed(mm/m): 200mm Power Min (%): 100 Perform multiple Passes: 1
Pine Board 10/12mm		Conversion Tool: Vectorize Speed: 100mm/min LaserMode: M3 SMIN:O S-MAX:100% Perform multiple Passes: 1	Image Mode: Line Speed(mm/m): 100mm Power Min (%): 100 Perform multiple Passes: 1
Pine Board 15mm		Conversion Tool: Vectorize Speed: 100mm/min LaserMode: M3 SMIN:O S-MAX:100% Perform multiple Passes: 2	Image Mode: Line Speed(mm/m): 100mm Power Min (%): 100 Perform multiple Passes: 2
Pine Board 19/20mm		Conversion Tool: Vectorize Speed: 100mm/min LaserMode: M3 SMIN:O S-MAX:100% Perform multiple Passes: 3	Image Mode: Line Speed(mm/m): 100mm Power Min (%): 100 Perform multiple Passes: 3
Pine Board 30mm		Conversion Tool: Vectorize Speed: 100mm/min LaserMode: M3 SMIN:O S-MAX:100% Perform multiple Passes: 10	Image Mode: Line Speed(mm/m): 100mm Power Min (%): 100 Perform multiple Passes:10
Paulownia Plank 3mm		Conversion Tool: Vectorize Speed: 1000mm/min LaserMode: M3 SMIN:O S-MAX:100% Perform multiple Passes: 1	Image Mode: Line Speed(mm/m): 1000mm Power Min (%): 100 Perform multiple Passes: 1
Paulownia Plank 5mm		Conversion Tool: Vectorize Speed: 700mm/min LaserMode: M3 SMIN:O S-MAX:100% Perform multiple Passes: 1	Image Mode: Line Speed(mm/m): 700mm Power Min (%): 100 Perform multiple Passes: 1
Paulownia Plank 8mm		Conversion Tool: Vectorize Speed: 500mm/min LaserMode: M3 SMIN:O S-MAX:100% Perform multiple Passes: 1	Image Mode: Line Speed(mm/m): 500mm Power Min (%): 100 Perform multiple Passes: 1
Paulownia Plank 10/12mm		Conversion Tool: Vectorize Speed: 100mm/min LaserMode: M3 SMIN:O S-MAX:100% Perform multiple Passes: 1	Image Mode: Line Speed(mm/m): 100mm Power Min (%): 100 Perform multiple Passes: 1
Paulownia Plank 15mm		Conversion Tool: Vectorize Speed: 200mm/min LaserMode: M3 SMIN:O S-MAX:100% Perform multiple Passes: 1	Image Mode: Line Speed(mm/m): 200mm Power Min (%): 100 Perform multiple Passes: 1




To Cutting	Material	For LaserGrbl	For Lightburn
------------	----------	---------------	---------------

Paulownia Plank 20mm		Conversion Tool: Vectorize Speed: 200mm/min LaserMode: M3 SMIN:0 S-MAX:100% Perform multiple Passes: 3	Image Mode: Line Speed(mm/m): 200mm Power Min (%): 100 Perform multiple Passes: 3
MDF 3mm		Conversion Tool: Vectorize Speed: 200mm/min LaserMode: M3 SMIN:0 S-MAX:100% Perform multiple Passes: 1	Image Mode: Line Speed(mm/m): 200mm Power Min (%): 100 Perform multiple Passes: 1
MDF 5mm		Conversion Tool: Vectorize Speed: 200mm/min LaserMode: M3 SMIN:0 S-MAX:100% Perform multiple Passes: 2	Image Mode: Line Speed(mm/m): 200mm Power Min (%): 100 Perform multiple Passes: 2
MDF 12mm		Conversion Tool: Vectorize Speed: 300mm/min LaserMode: M3 SMIN:0 S-MAX:100% Perform multiple Passes: 6	Image Mode: Line Speed(mm/m): 300mm Power Min (%): 100 Perform multiple Passes: 6
White Oak 8mm		Conversion Tool: Vectorize Speed: 200mm/min LaserMode: M3 SMIN:0 S-MAX:100% Perform multiple Passes: 1	Image Mode: Line Speed(mm/m): 200mm Power Min (%): 100 Perform multiple Passes: 1
White Oak 10mm		Conversion Tool: Vectorize Speed: 160mm/min LaserMode: M3 SMIN:0 S-MAX:100% Perform multiple Passes: 1	Image Mode: Line Speed(mm/m): 160mm Power Min (%): 100 Perform multiple Passes: 1
White Oak 12mm		Conversion Tool: Vectorize Speed: 200mm/min LaserMode: M3 SMIN:0 S-MAX:100% Perform multiple Passes: 2	Image Mode: Line Speed(mm/m): 200mm Power Min (%): 100 Perform multiple Passes: 2
White Oak 15mm		Conversion Tool: Vectorize Speed: 200mm/min LaserMode: M3 SMIN:0 S-MAX:100% Perform multiple Passes: 4	Image Mode: Line Speed(mm/m): 200mm Power Min (%): 100 Perform multiple Passes: 4
White Oak 20mm		Conversion Tool: Vectorize Speed: 200mm/min LaserMode: M3 SMIN:0 S-MAX:100% Perform multiple Passes: 5	Image Mode: Line Speed(mm/m): 200mm Power Min (%): 100 Perform multiple Passes: 5
Red Oak 8mm		Conversion Tool: Vectorize Speed: 160mm/min LaserMode: M3 SMIN:0 S-MAX:100% Perform multiple Passes: 1	Image Mode: Line Speed(mm/m): 160mm Power Min (%): 100 Perform multiple Passes: 1
Red Oak 10mm		Conversion Tool: Vectorize Speed: 130mm/min LaserMode: M3 SMIN:0 S-MAX:100% Perform multiple Passes: 1	Image Mode: Line Speed(mm/m): 130mm Power Min (%): 100 Perform multiple Passes: 1
Red Oak 12mm		Conversion Tool: Vectorize Speed: 200mm/min LaserMode: M3 SMIN:0 S-MAX:100% Perform multiple Passes: 3	Image Mode: Line Speed(mm/m): 200mm Power Min (%): 100 Perform multiple Passes: 3

To Cutting	Material	For LaserGrbl	For Lightburn
------------	----------	---------------	---------------













Red Oak 15mm		Conversion Tool: Vectorize Speed: 200mm/min LaserMode: M3 SMIN:0 S-MAX:100% Perform multiple Passes: 4	Image Mode: Line Speed(mm/m): 200mm Power Min (%): 100 Perform multiple Passes: 4
Red Oak 20mm		Conversion Tool: Vectorize Speed: 200mm/min LaserMode: M3 SMIN:0 S-MAX:100% Perform multiple Passes: 4	Image Mode: Line Speed(mm/m): 200mm Power Min (%): 100 Perform multiple Passes: 4
Red Oak 25mm		Conversion Tool: Vectorize Speed: 200mm/min LaserMode: M3 SMIN:0 S-MAX:100% Perform multiple Passes: 10	Image Mode: Line Speed(mm/m): 200mm Power Min (%): 100 Perform multiple Passes: 10
red translucent Acrylic 3mm		Conversion Tool: Vectorize Speed: 100mm/min LaserMode: M3 SMIN:0 S-MAX:100% Perform multiple Passes: 1	Image Mode: Line Speed(mm/m): 100mm Power Min (%): 100 Perform multiple Passes: 1
Black Acrylic 5/6/8mm		Conversion Tool: Vectorize Speed: 100mm/min LaserMode: M3 SMIN:0 S-MAX:100% Perform multiple Passes: 1	Image Mode: Line Speed(mm/m): 100mm Power Min (%): 100 Perform multiple Passes: 1
Black Acrylic 10mm		Conversion Tool: Vectorize Speed: 60mm/min LaserMode: M3 SMIN:0 S-MAX:100% Perform multiple Passes: 2	Image Mode: Line Speed(mm/m): 60mm Power Min (%): 100 Perform multiple Passes: 2
Black Acrylic 15/20mm		Conversion Tool: Vectorize Speed: 100mm/min LaserMode: M3 SMIN:0 S-MAX:100% Perform multiple Passes: 4	Image Mode: Line Speed(mm/m): 100mm Power Min (%): 100 Perform multiple Passes: 4
Black Acrylic 25/30mm		Conversion Tool: Vectorize Speed: 100mm/min LaserMode: M3 SMIN:0 S-MAX:100% Perform multiple Passes: 10	Image Mode: Line Speed(mm/m): 100mm Power Min (%): 100 Perform multiple Passes: 10
Black Acrylic 45mm		Conversion Tool: Vectorize Speed: 100mm/min LaserMode: M3 SMIN:0 S-MAX:100% Perform multiple Passes: 15	Image Mode: Line Speed(mm/m): 100mm Power Min (%): 100 Perform multiple Passes: 15
Green Acrylic 3mm		Conversion Tool: Vectorize Speed: 300mm/min LaserMode: M3 SMIN:0 S-MAX:100% Perform multiple Passes: 2	Image Mode: Line Speed(mm/m): 300mm Power Min (%): 100 Perform multiple Passes: 2
Green Acrylic 5mm		Conversion Tool: Vectorize Speed: 100mm/min LaserMode: M3 SMIN:0 S-MAX:100% Perform multiple Passes: 2	Image Mode: Line Speed(mm/m): 100mm Power Min (%): 100 Perform multiple Passes: 2
Green Acrylic 8mm		Conversion Tool: Vectorize Speed: 100mm/min LaserMode: M3 SMIN:0 S-MAX:100% Perform multiple Passes: 4	Image Mode: Line Speed(mm/m): 100mm Power Min (%): 100 Perform multiple Passes: 4

To Cutting	Material	For LaserGrbl	For Lightburn
------------	----------	---------------	---------------











Yellow Acrylic 3mm		Conversion Tool: Vectorize Speed: 100mm/min LaserMode: M3 SMIN:O S-MAX:100% Perform multiple Passes: 1	Image Mode: Line Speed(mm/m): 100mm Power Min (%): 100 Perform multiple Passes: 1
Yellow Acrylic 5mm		Conversion Tool: Vectorize Speed: 100mm/min LaserMode: M3 SMIN:O S-MAX:100% Perform multiple Passes: 2	Image Mode: Line Speed(mm/m): 100mm Power Min (%): 100 Perform multiple Passes: 2
Red Acrylic 3/5mm		Conversion Tool: Vectorize Speed: 100mm/min LaserMode: M3 SMIN:O S-MAX:100% Perform multiple Passes: 1	Image Mode: Line Speed(mm/m): 100mm Power Min (%): 100 Perform multiple Passes: 1
Red Acrylic 10mm		Conversion Tool: Vectorize Speed: 200mm/min LaserMode: M3 SMIN:O S-MAX:100% Perform multiple Passes: 6	Image Mode: Line Speed(mm/m): 200mm Power Min (%): 100 Perform multiple Passes: 6
PolyVinyl Chloride 3mm		Conversion Tool: Vectorize Speed: 1600mm/min LaserMode: M3 SMIN:O S-MAX:100% Perform multiple Passes: 1	Image Mode: Line Speed(mm/m): 1600mm Power Min (%): 100 Perform multiple Passes: 1
PolyVinyl Chloride 5mm		Conversion Tool: Vectorize Speed: 900mm/min LaserMode: M3 SMIN:O S-MAX:100% Perform multiple Passes: 1	Image Mode: Line Speed(mm/m): 900mm Power Min (%): 100 Perform multiple Passes: 1
PolyVinyl Chloride 15mm		Conversion Tool: Vectorize Speed: 300mm/min LaserMode: M3 SMIN:O S-MAX:100% Perform multiple Passes: 2	Image Mode: Line Speed(mm/m): 300mm Power Min (%): 100 Perform multiple Passes: 2
Gray Cardboard 1mm		Conversion Tool: Vectorize Speed: 1200mm/min LaserMode: M3 SMIN:O S-MAX:100% Perform multiple Passes: 1	Image Mode: Line Speed(mm/m): 1200mm Power Min (%): 100 Perform multiple Passes: 1
Gray Cardboard 2mm		Conversion Tool: Vectorize Speed: 500mm/min LaserMode: M3 SMIN:O S-MAX:100% Perform multiple Passes: 1	Image Mode: Line Speed(mm/m): 500mm Power Min (%): 100 Perform multiple Passes: 1
Gray Cardboard 3mm		Conversion Tool: Vectorize Speed: 300mm/min LaserMode: M3 SMIN:O S-MAX:100% Perform multiple Passes: 1	Image Mode: Line Speed(mm/m): 300mm Power Min (%): 100 Perform multiple Passes: 1
Gray Cardboard 6mm		Conversion Tool: Vectorize Speed: 300mm/min LaserMode: M3 SMIN:O S-MAX:100% Perform multiple Passes: 2	Image Mode: Line Speed(mm/m): 300mm Power Min (%): 100 Perform multiple Passes: 2
White Cardboard 1mm		Conversion Tool: Vectorize Speed: 1100mm/min LaserMode: M3 SMIN:O S-MAX:100% Perform multiple Passes: 1	Image Mode: Line Speed(mm/m): 1100mm Power Min (%): 100 Perform multiple Passes: 1



To Cutting	Material	For LaserGrbl	For Lightburn
------------	----------	---------------	---------------

White Cardboard 2.5/3mm		Conversion Tool: Vectorize Speed: 600mm/min LaserMode: M3 SMIN:0 S-MAX:100% Perform multiple Passes: 1	Image Mode: Line Speed(mm/m): 600mm Power Min (%): 100 Perform multiple Passes: 1
Black Cardboard 1mm		Conversion Tool: Vectorize Speed: 1100mm/min LaserMode: M3 SMIN:0 S-MAX:100% Perform multiple Passes: 1	Image Mode: Line Speed(mm/m): 1100mm Power Min (%): 100 Perform multiple Passes: 1
Black Cardboard 2.5mm		Conversion Tool: Vectorize Speed: 600mm/min LaserMode: M3 SMIN:0 S-MAX:100% Perform multiple Passes: 1	Image Mode: Line Speed(mm/m): 600mm Power Min (%): 100 Perform multiple Passes: 1
Coated Duplex Board 1mm		Conversion Tool: Vectorize Speed: 1100mm/min LaserMode: M3 SMIN:0 S-MAX:100% Perform multiple Passes: 1	Image Mode: Line Speed(mm/m): 1100mm Power Min (%): 100 Perform multiple Passes: 1
Coated Duplex Board 2mm		Conversion Tool: Vectorize Speed: 600mm/min LaserMode: M3 SMIN:0 S-MAX:100% Perform multiple Passes: 1	Image Mode: Line Speed(mm/m): 600mm Power Min (%): 100 Perform multiple Passes: 1
Corrugated Board 2mm		Conversion Tool: Vectorize Speed: 2000mm/min LaserMode: M3 SMIN:0 S-MAX:100% Perform multiple Passes: 1	Image Mode: Line Speed(mm/m): 2000mm Power Min (%): 100 Perform multiple Passes: 1
Corrugated Board 5mm		Conversion Tool: Vectorize Speed: 1000mm/min LaserMode: M3 SMIN:0 S-MAX:100% Perform multiple Passes: 1	Image Mode: Line Speed(mm/m): 1000mm Power Min (%): 100 Perform multiple Passes: 1
Leather 1.5/2mm		Conversion Tool: Vectorize Speed: 600mm/min LaserMode: M3 SMIN:0 S-MAX:100% Perform multiple Passes: 1	Image Mode: Line Speed(mm/m): 600mm Power Min (%): 100 Perform multiple Passes: 1
Colored Paper 0.2mm		Conversion Tool: Vectorize Speed: 10000mm/min LaserMode: M3 SMIN:0 S-MAX:100% Perform multiple Passes: 1	Image Mode: Line Speed(mm/m): 10000mm Power Min (%): 100 Perform multiple Passes: 1
Colored Canvas 0.6mm		Conversion Tool: Vectorize Speed: 2000mm/min LaserMode: M3 SMIN:0 S-MAX:100% Perform multiple Passes: 1	Image Mode: Line Speed(mm/m): 2000mm Power Min (%): 100 Perform multiple Passes: 1
White Canvas 0.6mm		Conversion Tool: Vectorize Speed: 1000mm/min LaserMode: M3 SMIN:0 S-MAX:100% Perform multiple Passes: 1	Image Mode: Line Speed(mm/m): 1000mm Power Min (%): 100 Perform multiple Passes: 1
Denim 0.7/0.8mm		Conversion Tool: Vectorize Speed: 1800mm/min LaserMode: M3 SMIN:0 S-MAX:100% Perform multiple Passes: 1	Image Mode: Line Speed(mm/m): 1800mm Power Min (%): 100 Perform multiple Passes: 1

To Cutting	Material	For LaserGrbl	For Lightburn
------------	----------	---------------	---------------

Rubber 1mm		Conversion Tool: Vectorize Speed: 400mm/min LaserMode: M3 SMIN:0 S-MAX:100% Perform multiple Passes: 3	Image Mode: Line Speed(mm/m): 400mm Power Min (%): 100 Perform multiple Passes: 3
white ABS sheet 1mm		Conversion Tool: Vectorize Speed: 200mm/min LaserMode: M3 SMIN:0 S-MAX:100% Perform multiple Passes: 2	Image Mode: Line Speed(mm/m): 200mm Power Min (%): 100 Perform multiple Passes: 2
Black ABS Sheet 0.8mm		Conversion Tool: Vectorize Speed: 1200mm/min LaserMode: M3 SMIN:0 S-MAX:100% Perform multiple Passes: 1	Image Mode: Line Speed(mm/m): 1200mm Power Min (%): 100 Perform multiple Passes: 1
Black ABS Sheet 2mm		Conversion Tool: Vectorize Speed: 700mm/min LaserMode: M3 SMIN:0 S-MAX:100% Perform multiple Passes: 1	Image Mode: Line Speed(mm/m): 700mm Power Min (%): 100 Perform multiple Passes: 1
Black ABS Sheet 3mm		Conversion Tool: Vectorize Speed: 400mm/min LaserMode: M3 SMIN:0 S-MAX:100% Perform multiple Passes: 1	Image Mode: Line Speed(mm/m): 400mm Power Min (%): 100 Perform multiple Passes: 1
Black ABS Sheet 4mm		Conversion Tool: Vectorize Speed: 300mm/min LaserMode: M3 SMIN:0 S-MAX:100% Perform multiple Passes: 1	Image Mode: Line Speed(mm/m): 300mm Power Min (%): 100 Perform multiple Passes: 1
Black ABS Sheet 6mm		Conversion Tool: Vectorize Speed: 200mm/min LaserMode: M3 SMIN:0 S-MAX:100% Perform multiple Passes: 2	Image Mode: Line Speed(mm/m): 200mm Power Min (%): 100 Perform multiple Passes: 2
Bamboo 8.5mm		Conversion Tool: Vectorize Speed: 100mm/min LaserMode: M3 SMIN:0 S-MAX:100% Perform multiple Passes: 1	Image Mode: Line Speed(mm/m): 100mm Power Min (%): 100 Perform multiple Passes: 1
3K carbon fiber board 0.2mm		Conversion Tool: Vectorize Speed: 200mm/min LaserMode: M3 SMIN:0 S-MAX:100% Perform multiple Passes: 1	Image Mode: Line Speed(mm/m): 200mm Power Min (%): 100 Perform multiple Passes: 1
3K carbon fiber board 0.5mm		Conversion Tool: Vectorize Speed: 100mm/min LaserMode: M3 SMIN:0 S-MAX:100% Perform multiple Passes: 10	Image Mode: Line Speed(mm/m): 100mm Power Min (%): 100 Perform multiple Passes: 10